

Your guide to Aimovig® (erenumab)

You have been given this guide because you've been prescribed Aimovig to prevent migraine.¹ This guide does not replace the patient information leaflet provided with your medicine, which you are advised to read in full.¹



NOVARTIS

See the back of this booklet for more information on reporting adverse events.

Aimovig 70 mg solution for injection in pre-filled pen¹
Aimovig 140 mg solution for injection in pre-filled pen¹
Active ingredient: erenumab (monoclonal antibody).¹ Other ingredients: sucrose, polysorbate 80, sodium hydroxide, glacial acetic acid, water for injections.¹

Developed and funded by Novartis Pharmaceuticals UK Ltd.

1. Aimovig Package leaflet: Information for the user. Novartis.

Why have I been prescribed Aimovig?

Who Aimovig is for

Aimovig is used to prevent migraine in adults who have at least 4 migraine days per month.¹

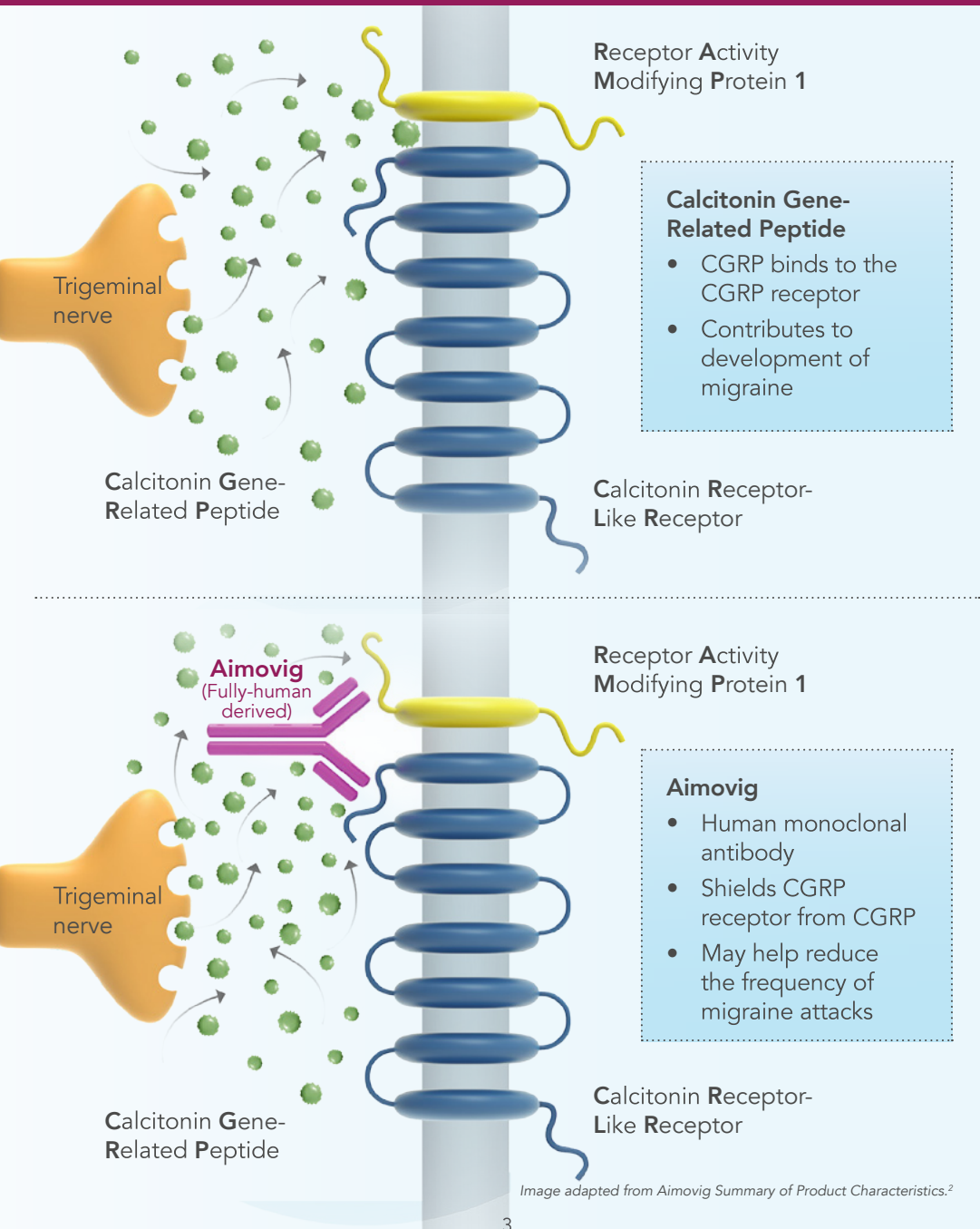
What's in Aimovig

Aimovig contains the active ingredient erenumab. It belongs to a group of medicines called monoclonal antibodies.¹

How Aimovig works

Aimovig blocks the activity of the CGRP molecule, which has been linked to migraine (CGRP stands for calcitonin gene-related peptide).¹

1. Aimovig Package leaflet: Information for the user. Novartis.
2. Aimovig Summary of Product Characteristics.



What is the dose of Aimovig?

Aimovig can be administered as a 70 mg or 140 mg dose every 4 weeks.¹

Aimovig comes in a single-use pre-filled pen containing a solution of either 70 mg or 140 mg of erenumab.¹ It's available in packs of one as well as multipacks of 3 pre-filled pens.¹



Image not to scale

If you are prescribed the 70 mg dose you must inject the contents of one 70 mg single-use, pre-filled pen.¹ If you are prescribed the 140 mg dose you must inject the contents of either one 140 mg single-use pen or two 70 mg single-use pens, one after the other.¹

Aimovig solution is clear to opalescent, colourless to light yellow, and practically free from particles.¹

Note: Your doctor or nurse will give you or your caregiver training in the right way to prepare and inject Aimovig. Do not try to inject Aimovig until this training has been given.

How to store Aimovig

Store your Aimovig in a refrigerator (2°C to 8°C).¹ Do not freeze.

After Aimovig has been taken out of the refrigerator, it must be kept at room temperature (up to 25°C) in the outer carton and must be used within 7 days, or else discarded.¹

Do not put Aimovig back in the refrigerator once it has been removed.¹

Do not use this medicine if you notice that the solution contains particles, is cloudy or is distinctly yellow.¹

1. Aimovig Package leaflet: Information for the user. Novartis.

What you need to know before you use Aimovig

Do not use Aimovig if you:¹

- are allergic to erenumab or any of the other ingredients of this medicine.

Talk to your doctor before using Aimovig if you:¹

- have ever had an allergic reaction to rubber latex. The container contains latex rubber within the cap.
- suffer from a cardiovascular disease. Aimovig has not been studied in patients with certain cardiovascular diseases.
- might be pregnant, are breastfeeding, or are planning to have a baby.

Talk to your doctor or get emergency medical help immediately if you:¹

- get any symptoms of a serious allergic reaction, such as rash or swelling usually of the face, mouth, tongue, or throat; or difficulty breathing. Serious allergic reactions can happen within minutes, but some may happen more than one week after using Aimovig.
- develop constipation with severe or constant belly (abdominal) pain and vomiting, swelling of abdomen or bloating. Constipation can occur with Aimovig. It is usually mild or moderate in intensity. However, some patients using Aimovig have had constipation with serious complications and have been hospitalised. Some cases have required surgery.

1. Aimovig Package leaflet: Information for the user. Novartis.

How to take Aimovig

Aimovig is designed for self-injection¹

Your doctor or nurse will give you or your caregiver training in the right way to prepare and inject Aimovig.¹ Do not try to inject Aimovig until this training has been given.¹

The injection can be administered into the abdomen, thigh or into the outer area of the upper arm (the arm should be used only if the injection is being given by your caregiver).¹ Injection sites should be rotated and injections should not be given into areas where the skin is tender, bruised, red or hard.¹

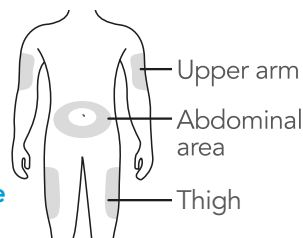
1 Preparation

To avoid discomfort at the site of injection, the pre-filled pen(s) should be left to stand at room temperature (up to 25°C) for at least 30 minutes before injecting

Inspect your pen

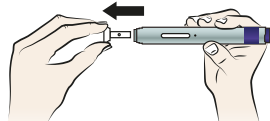


Prepare and clean the injection site

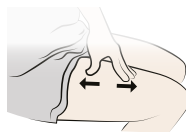


2 Get ready

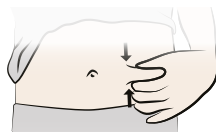
Pull the cap straight off



Stretch method



Pinch method



3 Inject

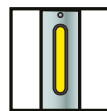
Put the safety guard of the pen on the skin



Press the start button



The injection is complete



4 Finish

Put the used pen in a sharps disposal container immediately after use.



If your dose is 140 mg and you are using two Aimovig 70 mg pens, repeat steps 1 to 4 with the second pen to inject the full dose, at a different injection site.

You can find an injection training video by scanning the QR code.



Image adapted from Aimovig Package leaflet.¹

1. Aimovig Package leaflet: Information for the user. Novartis.

What should I do if I miss a dose or receive too much?

If you use more Aimovig than you should ...

...or if the dose has been given earlier than it should have been, tell your doctor.¹

If you forget to take an Aimovig dose ...

... take it as soon as possible after you realise.¹ Then contact your doctor, who will tell you when you should schedule your next dose.¹ Follow the new schedule exactly as your doctor has told you.¹

Do not stop using Aimovig without talking to your doctor first.¹

Your symptoms may return if you stop the treatment.¹

If you have any further questions on the use of this medicine, ask your doctor, pharmacist or nurse.¹

1. Aimovig Package leaflet: Information for the user. Novartis.

Possible Aimovig side effects

Like all medicines, Aimovig may cause side effects, although not everybody gets them. Most of these side effects are mild to moderate.¹

Common (may affect up to 1 in 10 people):¹

- allergic reactions such as rash, swelling, hives or difficulty breathing
- constipation
- itching
- muscle spasms
- injection site reactions, such as pain, redness and swelling where the injection is given

Aimovig may cause skin reactions such as rash, itching, hair loss or mouth/lip sores.¹

Please refer to page 5 for important safety information and who you should contact if you experience some of these side effects.

Reporting of side effects

By reporting side effects, you can help provide more information on the safety of this medicine.¹

If you get any side effects – including any not listed above – talk to your doctor, pharmacist or nurse.¹ You can also report side effects directly via the Yellow Card Scheme at: www.mhra.gov.uk/yellowcard or search for MHRA Yellow Card in the Google Play or Apple App Store.

1. Aimovig Package leaflet: Information for the user. Novartis.